



**A.P.C. MAHALAXMI COLLEGE FOR WOMEN**

**THOOTHUKUDI - 2**



## **CRITERION 2**

**SSR CYCLE IV**

# **TEACHING-LEARNING AND EVALUATION**

---

### **2.6. Student Performance and Learning Outcome**

#### **2.6.3: Pass percentage of students during the last five years**

## **RESULT ANALYSIS**

## Contents

<b>Departmentwise Result Analysis.....</b>	<b>3</b>
Department of English - UG.....	3
Department of English - PG.....	4
Department of History.....	5
Department of Tamil - UG.....	6
Department of Tamil - PG .....	7
Department of Commerce (Batch I) - UG .....	8
Department of Commerce (Batch II) - UG .....	9
Department of Commerce (Batch III) - UG.....	10
Department of Commerce (Batch-IV) - UG .....	11
Department of Commerce - PG.....	12
Department of Chemistry - UG .....	13
Department of Chemistry - PG .....	14
Department of Computer Science - UG .....	15
Department of Computer Science - PG.....	16
Department of Mathematics (Batch I) - UG.....	17
Department of Mathematics (Batch II).....	18
Department of Mathematics - PG .....	19
Department of Physics.....	20
Department of Zoology .....	21
<b>Overall Result Analysis .....</b>	<b>22</b>

## Departmentwise Result Analysis

### Department of English - UG

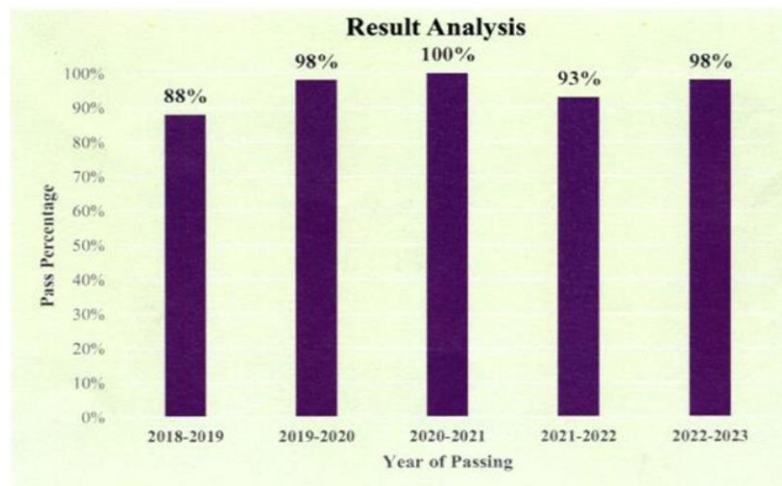
#### A.P.C. Mahalaxmi College for Women, Thoothukudi

#### Department of English - UG

#### Result Analysis - 2018 - 2023

Year	No. of students appeared in the final year examination	No. of students passed in the final year examination	Pass Percentage
2018-2019	60	53	88%
2019-2020	51	50	98%
2020-2021	58	58	100%
2021-2022	59	55	93%
2022-2023	51	50	98%

#### Graphical Representation



*T. Lilly Golda*  
**IQAC Coordinator**  
 A.P.C. Mahalaxmi College for Women  
 Thoothukudi - 628 002

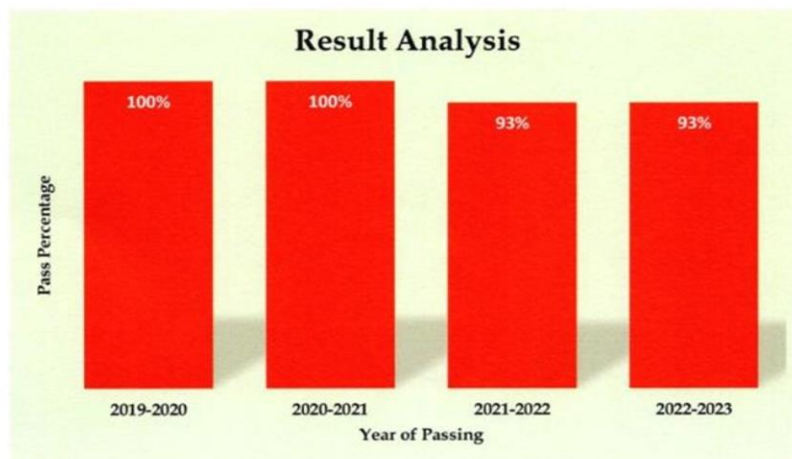
*B. Arundhati*  
**Principal**  
 A.P.C. Mahalaxmi College for Women  
 Thoothukudi

## Department of English - PG

**A.P.C. Mahalaxmi College for Women, Thoothukudi**  
**Department of English - PG**  
**Result Analysis 2019 - 2023**

Year	No. of students appeared in the final year examination	No. of students passed in final year examination	Pass Percentage
2019-2020	17	17	100%
2020-2021	30	30	100%
2021-2022	14	13	93%
2022-2023	15	14	93%

## Graphical Representation



*T. Lilly Golda*  
**IQAC Coordinator**  
 A.P.C. Mahalaxmi College for Women  
 Thoothukudi - 628 002

*B. Princy*  
**Principal**  
 A.P.C. Mahalaxmi College for Women  
 Thoothukudi

## Department of History

## A.P.C. Mahalaxmi College for Women, Thoothukudi

## Department of History

## Result Analysis – 2018 - 2023

Year	No. of students appeared in the final year examination	No. of students passed in the final year examination	Pass Percentage
2018-2019	49	36	73%
2019-2020	50	45	90%
2020-2021	57	54	95%
2021-2022	54	52	96%
2022-2023	38	36	95%

## Graphical Representation



T. Lilly folds  
**IQAC Coordinator**  
 A.P.C. Mahalaxmi College for Women  
 Thoothukudi - 628 002

*B. Sujayalika*  
**Principal**  
 A.P.C. Mahalaxmi College for Women  
 Thoothukudi

## Department of Tamil - UG

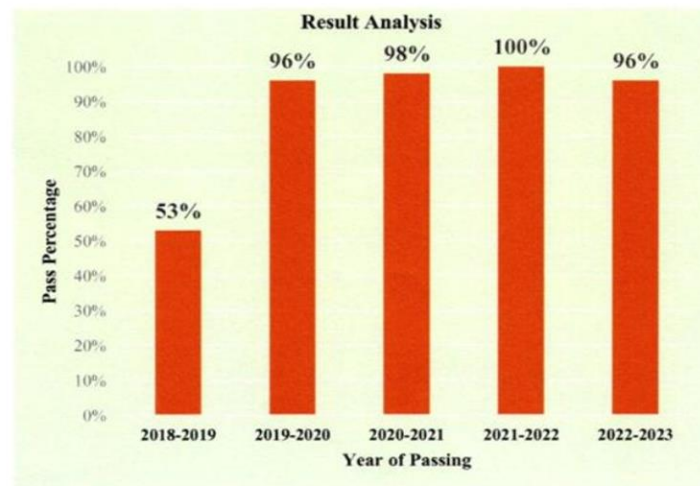
## A.P.C. Mahalaxmi College for Women, Thoothukudi

## Department of Tamil - UG

## Result Analysis 2018 - 2023

Year	No. of students appeared in the final year examination	No. of students passed in the final year examination	Pass Percentage
2018-2019	34	18	53%
2019-2020	49	47	96%
2020-2021	55	54	98%
2021-2022	55	55	100%
2022-2023	56	54	96%

## Graphical Representation



*T. Lilly Golda*  
**IQAC Coordinator**  
 A.P.C. Mahalaxmi College for Women  
 Thoothukudi - 628 002

*B. Jayalitha*  
**Principal**  
 A.P.C. Mahalaxmi College for Women  
 Thoothukudi

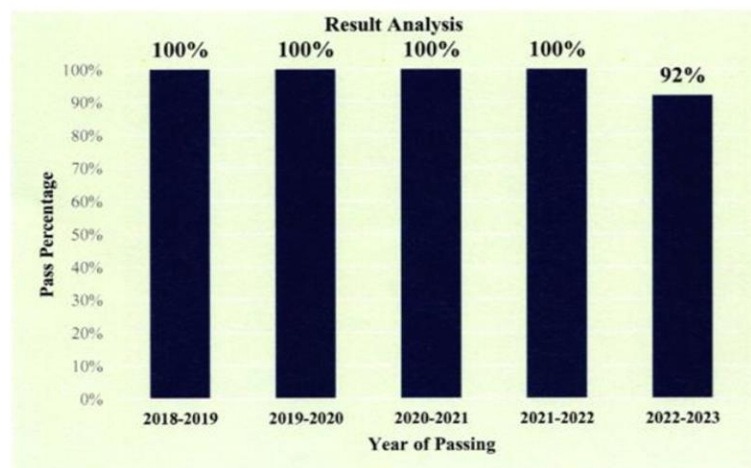
## Department of Tamil - PG

## Department of Tamil - PG

## Result Analysis 2018 - 2023

Year	No. of students appeared in the final year examination	No. of students passed in final year examination	Pass Percentage
2018-2019	11	11	100%
2019-2020	10	10	100%
2020-2021	14	14	100%
2021-2022	11	11	100%
2022-2023	13	12	92%

## Graphical Representation



T. Lilly Jyotsna  
 IQAC Coordinator  
 A.P.C. Mahalaxmi College for Women  
 Thoothukudi - 628 002

*S. Jeyapriya*  
 Principal  
 A.P.C. Mahalaxmi College for Women  
 Thoothukudi



## Department of Commerce (Batch I) - UG

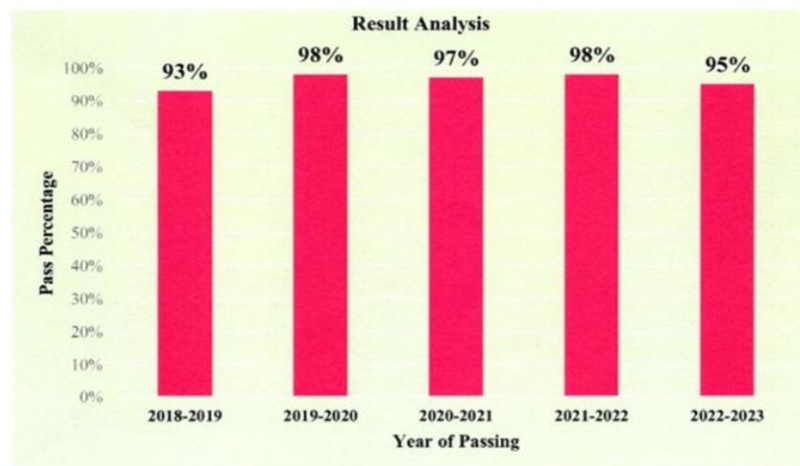
## A.P.C. Mahalaxmi College for Women, Thoothukudi

## Department of Commerce (Aided)

## Result Analysis - 2018 - 2023

Year	No. of students appeared in the final year examination	No. of students passed in final year examination	Pass Percentage
2018-2019	58	54	93%
2019-2020	59	58	98%
2020-2021	62	60	97%
2021-2022	54	53	98%
2022-2023	57	54	95%

## Graphical Representation



*T. Lilly Jylda*  
 IQAC Coordinator  
 A.P.C. Mahalaxmi College for Women  
 Thoothukudi - 628 002

*B. Sujitha*  
 Principal  
 A.P.C. Mahalaxmi College for Women  
 Thoothukudi

## Department of Commerce (Batch II) – UG

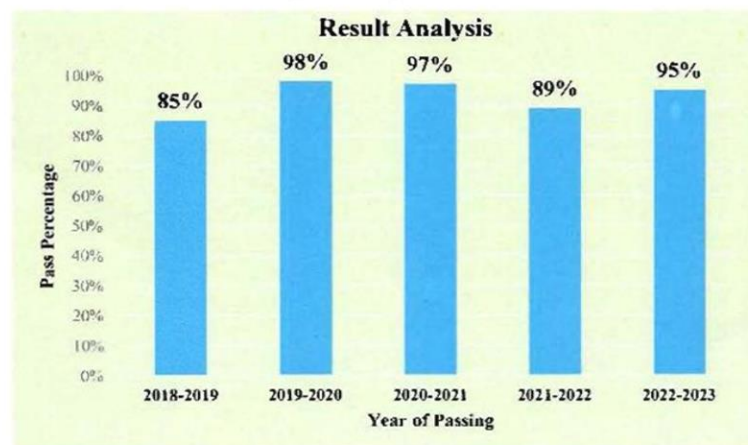
## A.P.C. Mahalaxmi College for Women, Thoothukudi

## Department of Commerce - UA (I Batch)

## Result Analysis 2018 - 2023

Year	No. of students appeared in the final year examination	No. of students passed in final year examination	Pass Percentage
2018-2019	54	46	85%
2019-2020	60	59	98%
2020-2021	63	61	97%
2021-2022	54	48	89%
2022-2023	59	56	95%

## Graphical Representation



*T. Lilly Agolda*  
**IQAC Coordinator**  
 A.P.C. Mahalaxmi College for Women  
 Thoothukudi - 628 002

*S. Srinivasan*  
**Principal**  
 A.P.C. Mahalaxmi College for Women  
 Thoothukudi

## Department of Commerce (Batch III) - UG

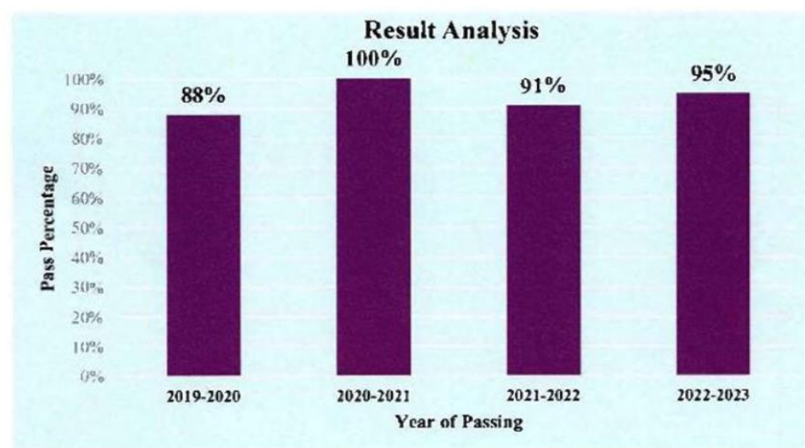
## A.P.C. Mahalaxmi College for Women, Thoothukudi

## Department of Commerce - UA (II Batch)

## Result Analysis 2019-2023

Year	No. of students appeared in the final year examination	No. of students passed in final year examination	Pass Percentage
2019-2020	58	51	88%
2020-2021	58	58	100%
2021-2022	55	50	91%
2022-2023	59	56	95%

## Graphical Representation



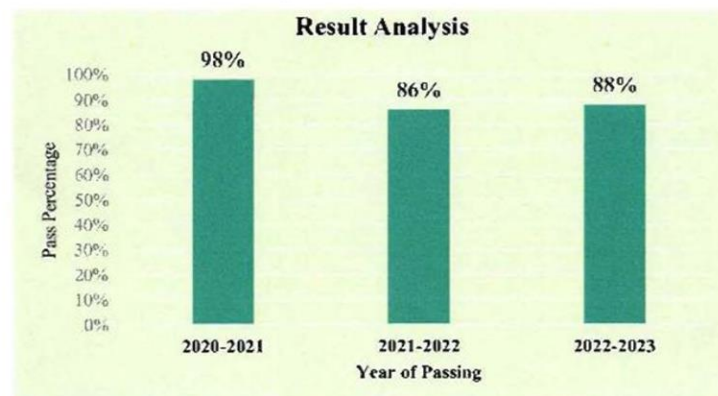
T. Lilly Golds  
 IQAC Coordinator  
 A.P.C. Mahalaxmi College for Women  
 Thoothukudi - 628 002

*B. Sridharan*  
 Principal  
 A.P.C. Mahalaxmi College for Women  
 Thoothukudi

## Department of Commerce (Batch-IV) – UG

**A.P.C. Mahalaxmi College for Women, Thoothukudi****Department of Commerce – UA (III Batch)****Result Analysis 2020 – 2023**

Year	No. of students appeared in the final year examination	No. of students passed in final year examination	Pass Percentage
2020-2021	61	60	98%
2021-2022	59	51	86%
2022-2023	61	54	88%

**Graphical Representation**

*T. Lilly Elabala*  
**IQAC Coordinator**  
 A.P.C. Mahalaxmi College for Women  
 Thoothukudi - 628 002

*S. Rajan*  
**Principal**  
 A.P.C. Mahalaxmi College for Women  
 Thoothukudi

## Department of Commerce - PG

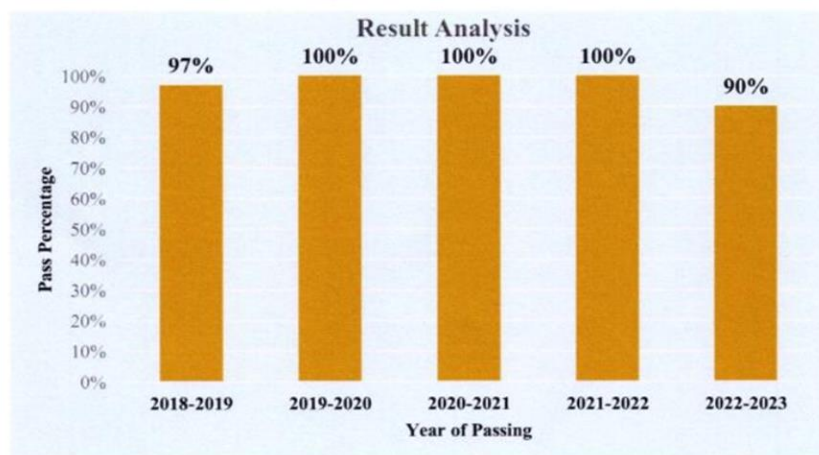
## A.P.C. Mahalaxmi College for Women, Thoothukudi

## Department of Commerce - PG

## Result Analysis 2018 - 2023

Year	No. of students appeared in the final year examination	No. of students passed in final year examination	Pass Percentage
2018-2019	29	28	97%
2019-2020	28	28	100%
2020-2021	30	30	100%
2021-2022	19	19	100%
2022-2023	29	26	90%

## Graphical Representation



*T. Lilly Jyoda*  
**IQAC Coordinator**  
 A.P.C. Mahalaxmi College for Women  
 Thoothukudi - 628 002

*S. Prabhakar*  
**Principal**  
 A.P.C. Mahalaxmi College for Women  
 Thoothukudi

## Department of Chemistry - UG

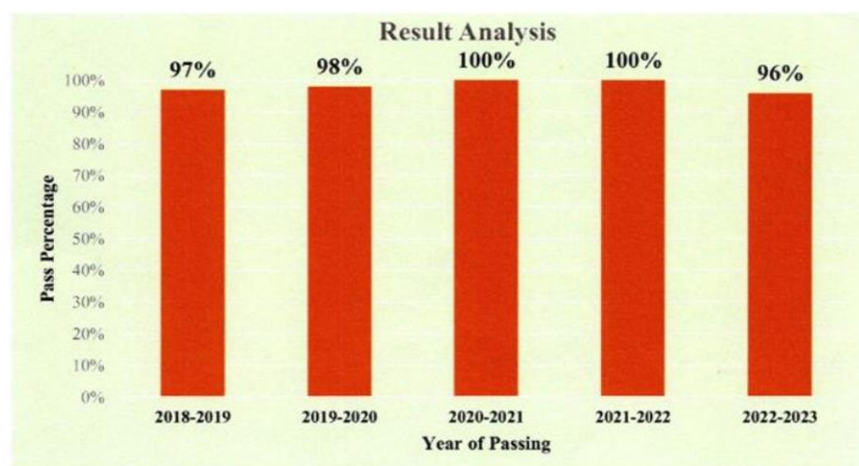
## A.P.C. Mahalaxmi College for Women, Thoothukudi

## Department of Chemistry - UG

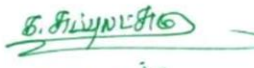
## Result Analysis - 2018 - 2023

Year	No. of students appeared in the final year examination	No. of students passed in final year examination	Pass Percentage
2018-2019	39	38	97%
2019-2020	41	40	98%
2020-2021	43	43	100%
2021-2022	44	44	100%
2022-2023	46	44	96%

## Graphical Representation



T. Lilly Golda  
IQAC Coordinator  
A.P.C. Mahalaxmi College for Women  
Thoothukudi - 628 002

  
Principal  
A.P.C. Mahalaxmi College for Women  
Thoothukudi

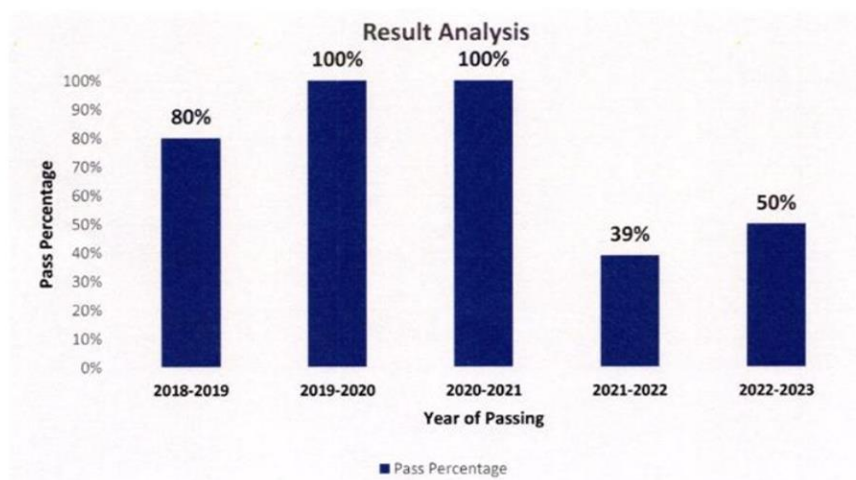
## Department of Chemistry - PG

## Department of Chemistry - PG

## Result Analysis – 2018 - 2023

Year	No. of students appeared in the final year examination	No. of students passed in final year examination	Pass Percentage
2018-2019	5	4	80%
2019-2020	11	11	100%
2020-2021	14	14	100%
2021-2022	18	7	39%
2022-2023	14	7	50%

## Graphical Representation



T. Lilly Jyotsna  
 IQAC Coordinator  
 A.P.C. Mahalaxmi College for Women  
 Thoothukudi - 628 002

S. Arivindhan  
 Principal  
 A.P.C. Mahalaxmi College for Women  
 Thoothukudi

## Department of Computer Science - UG

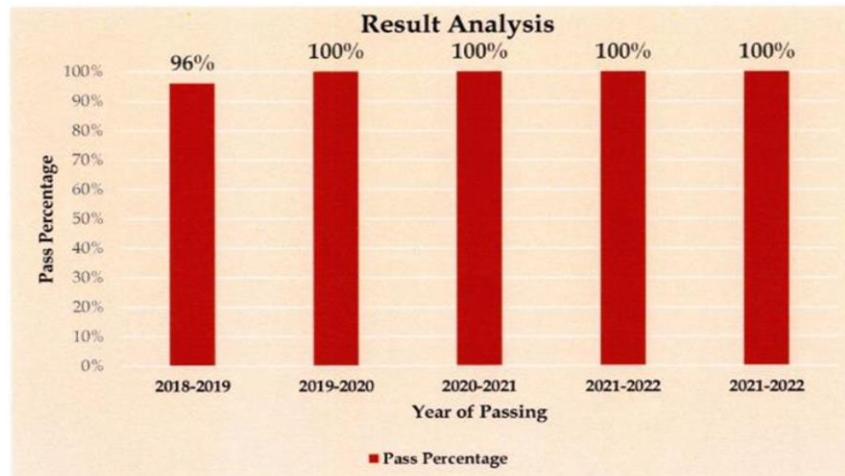
## A.P.C. Mahalaxmi College for Women, Thoothukudi

## Department of Computer Science - UG

## Result Analysis - 2018 - 2023

Year	No. of students appeared in the final year examination	No. of students passed in final year examination	Pass Percentage
2018-2019	45	43	96%
2019-2020	33	33	100%
2020-2021	42	42	100%
2021-2022	47	47	100%
2022-2023	46	46	100%

## Graphical Representation



T. Lilly Jyothi  
**IQAC Coordinator**  
 A.P.C. Mahalaxmi College for Women  
 Thoothukudi - 628 002

*B. Jeyaraj*  
**Principal**  
 A.P.C. Mahalaxmi College for Women  
 Thoothukudi



## Department of Computer Science - PG

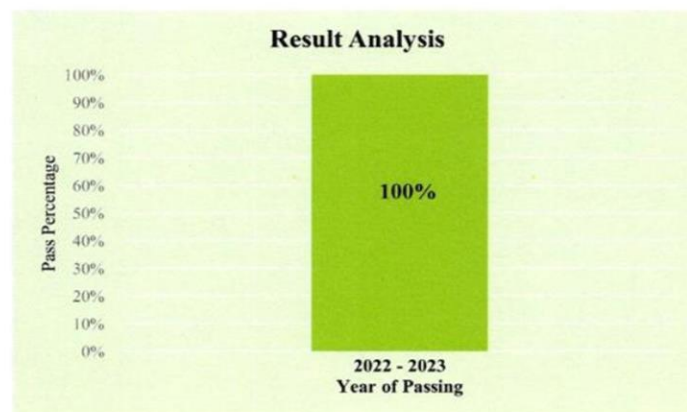
## A.P.C. Mahalaxmi College for Women, Thoothukudi

## Department of Computer Science - PG

## Result Analysis 2022-2023

Year	No. of students appeared in the final year examination	No. of students passed in final year examination	Pass Percentage
2022-2023	22	22	100%

## Graphical Representation



*T. Lilly Golda*  
IQAC Coordinator  
A.P.C. Mahalaxmi College for Women  
Thoothukudi - 628 002

*S. Anjitha*  
Principal  
A.P.C. Mahalaxmi College for Women  
Thoothukudi

## Department of Mathematics (Batch I) – UG

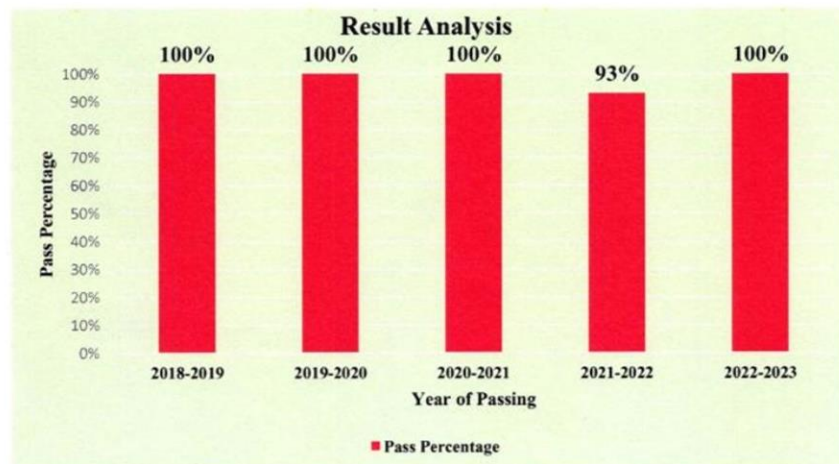
## A.P.C. Mahalaxmi College for Women, Thoothukudi

## Department of Mathematics - UG

## Result Analysis 2018 - 2023

Year	No. of students appeared in the final year examination	No. of students passed in final year examination	Pass Percentage
2018-2019	47	47	100%
2019-2020	42	42	100%
2020-2021	46	46	100%
2021-2022	44	41	93%
2022-2023	31	31	100%

## Graphical Representation



T. Lilly Agolda  
 IQAC Coordinator  
 A.P.C. Mahalaxmi College for Women  
 Thoothukudi - 628 002

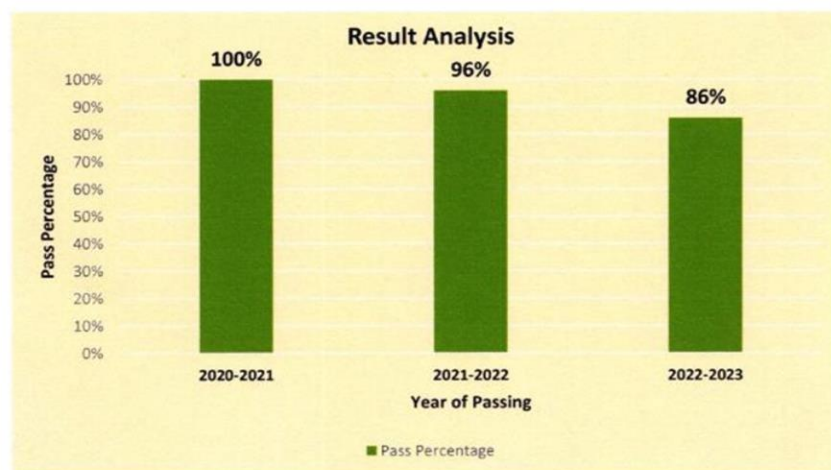
*(Signature)*  
 1/2

## Department of Mathematics (Batch II)

**A.P.C. Mahalaxmi College for Women, Thoothukudi**  
**Department of Mathematics (UA)**  
**Result Analysis 2020 – 2023**

Year	No. of students appeared in the final year examination	No. of students passed in final year examination	Pass Percentage
2020-2021	46	46	100%
2021-2022	46	44	96%
2022-2023	22	19	86%

## Graphical Representation



*T. Lilly Golda*  
**IQAC Coordinator**  
 A.P.C. Mahalaxmi College for Women  
 Thoothukudi - 628 002

*[Signature]*  
**Principal**  
 A.P.C. Mahalaxmi College for Women  
 Thoothukudi

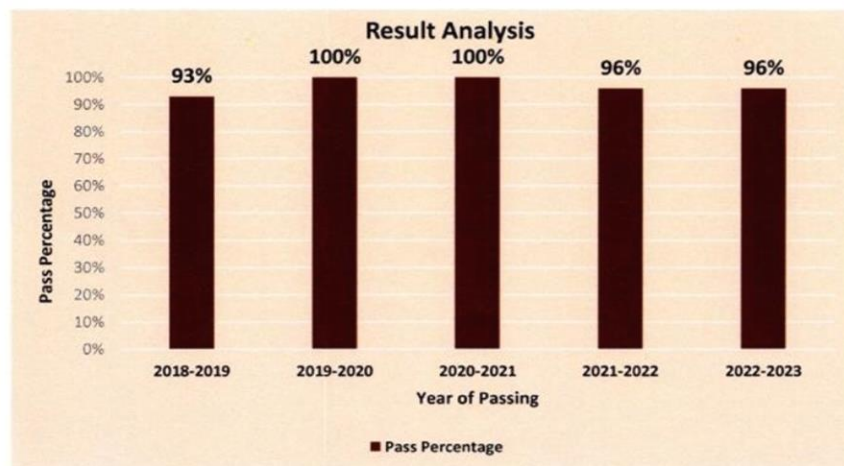
## Department of Mathematics – PG

## Department of Mathematics - PG

## Result Analysis - 2018 - 2023

Year	No. of students appeared in the final year examination	No. of students passed in final year examination	Pass Percentage
2018-2019	27	26	93%
2019-2020	24	24	100%
2020-2021	24	24	100%
2021-2022	25	24	96%
2022-2023	22	21	96%

## Graphical Representation



T. Lilly Jyolda  
 IQAC Coordinator  
 A.P.C. Mahalaxmi College for Women  
 Thoothukudi - 628 002

*[Signature]*  
 Principal  
 A.P.C. Mahalaxmi College for Women  
 Thoothukudi

## Department of Physics

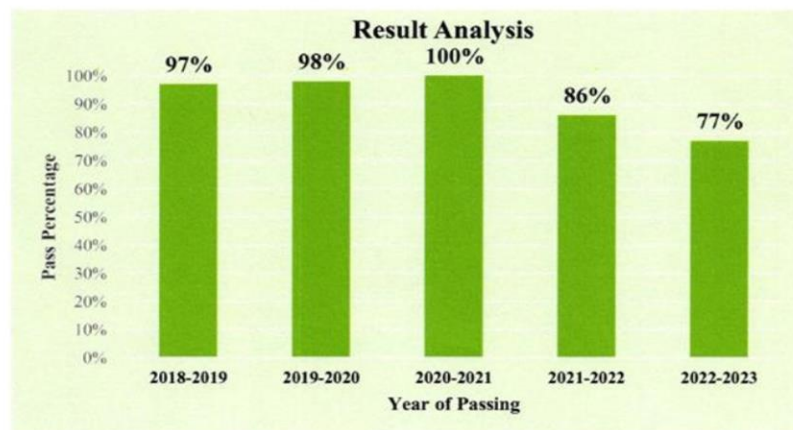
## A.P.C. Mahalaxmi College for Women, Thoothukudi

## Department of Physics

## Result Analysis 2018 - 2023

Year	No. of students appeared in the final year examination	No. of students passed in final year examination	Pass Percentage
2018-2019	37	36	97%
2019-2020	44	43	98%
2020-2021	45	45	100%
2021-2022	44	38	86%
2022-2023	26	20	77%

## Graphical Representation



*T. Lilly Golda*  
 IQAC Coordinator  
 A.P.C. Mahalaxmi College for Women  
 Thoothukudi - 628 002

*B. Princy*  
 Principal  
 A.P.C. Mahalaxmi College for Women  
 Thoothukudi

## Department of Zoology

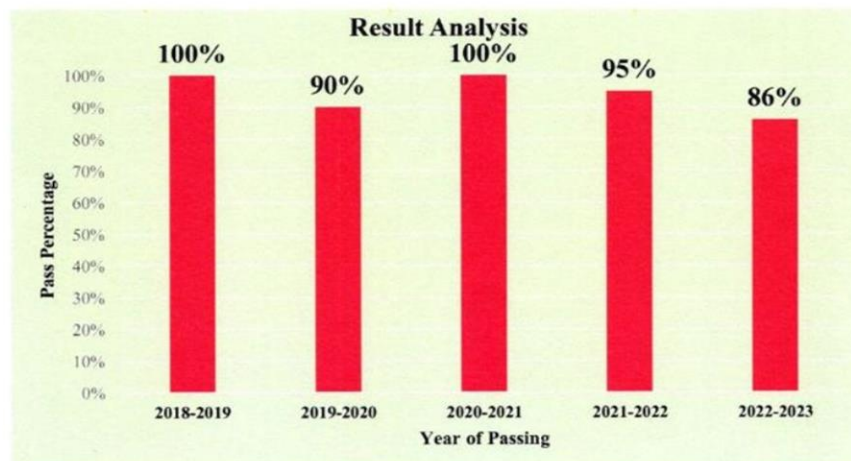
## A.P.C. Mahalaxmi College for Women, Thoothukudi

## Department of Zoology

## Result Analysis - 2018 - 2023

Year	No. of students appeared in the final year examination	No. of students passed in final year examination	Pass Percentage
2018-2019	27	27	100%
2019-2020	29	26	90%
2020-2021	43	43	100%
2021-2022	41	39	95%
2022-2023	43	36	86%

## Graphical Representation

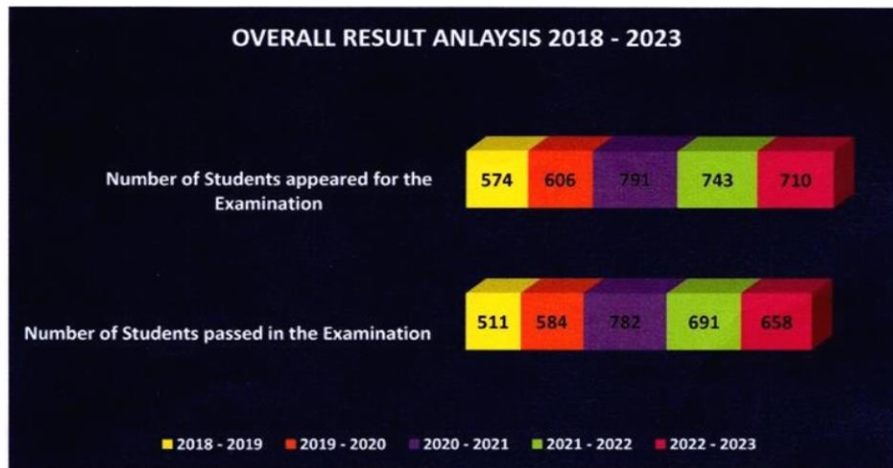


T. Lilly Golda  
 IQAC Coordinator  
 A.P.C. Mahalaxmi College for Women  
 Thoothukudi - 628 002

*B. Princy*  
 Principal  
 A.P.C. Mahalaxmi College for Women  
 Thoothukudi

**Overall Result Analysis**

**RESULT ANALYSIS AND PASS PERCENTAGE OF THE STUDENTS  
2018 – 2023**

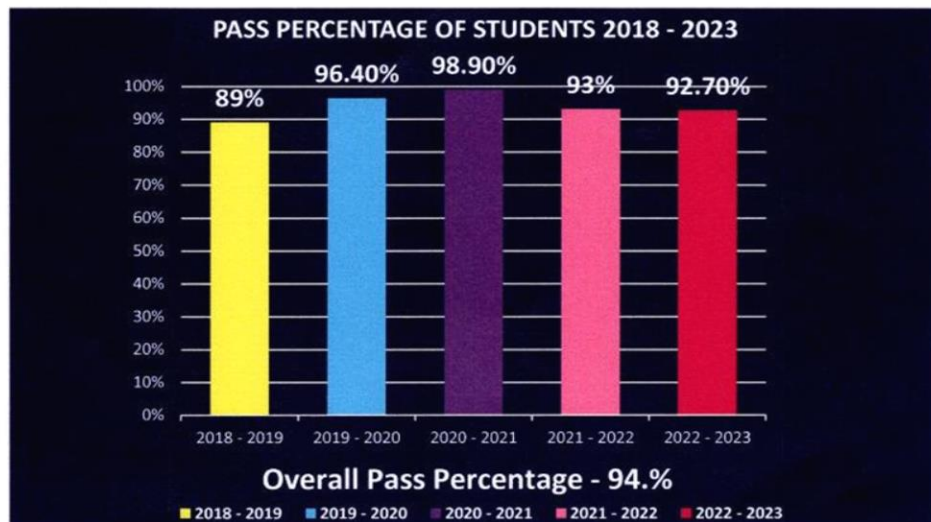


The Graphical representation conveys the result analysis and overall pass percentage of the students from the academic years 2018 – 2019 to 2022 - 2023. In the academic year 2018 – 2019 out of 574 students, 511 students graduated making the institute obtain a pass percentage of 89%. In the subsequent academic year 2019 – 2020, a pass percentage of 96.4% was reached, where 584 out of 606 students graduated. In the academic year 2020 – 2021, a pass percentage of 98.9% was obtained where 782 out of 791 students graduated. 93% pass percentage was obtained by the institution in the successive academic year 2021 – 2022 out of 743 students, 691 students graduated this year. In the academic year 2022 – 2023, a pass percentage of 92.7% was acquired by the institution where 658 out of 710 students graduated.

The college has a record of 3424 students who appeared for the examination in the last five years, out of which 3226 students graduated with flying colours. The institution has an overall pass percentage of 94% from the academic year 2018 - 2023.



*[Signature]*  
Principal  
A.P.C. Mahalaxmi College for Women  
Thoothukudi



The institution motivates the ungraduated students until they clear their arrear papers and receive their degree certificates. Each department makes strenuous effort to help the ungraduated students to clear the examination. The pass percentage of each department is meticulously monitored by the IQAC. The IQAC analyzed a gradual decrease in the overall pass percentage of students after the COVID -19 pandemic. Students are still trying to cope with the studying routine as they got used to online classes and examinations. The institution has made necessary arrangements to bring back the students' interest in studies and co-curricular activities. A shift in the teaching paradigm has been implemented to make classroom teaching more interactive and interesting. The IQAC has offered several Faculty Development Programmes to the professors regarding the teaching methods as well as it urges the professors to adopt certain methods of teaching in day-to-day classes to create a better learning environment.



  
 Principal  
 A.P.C. Mahalaxmi College for Women  
 Thoothukudi



