



## CRITERION 1

SSR CYCLE IV

## CURRICULAR ASPECTS

---

### 1.4. Feedback System

**1.4.1: Institution obtains feedback on the academic performance and ambience of the institution from various stakeholders, such as Students, Teachers, Employers, Alumni etc. and action taken report on the feedback is made available on institutional website**



A.P.C. Mahalaxmi College for Women, Thoothukudi-2.  
(Reaccredited with 'B+' Grade by NAAC)

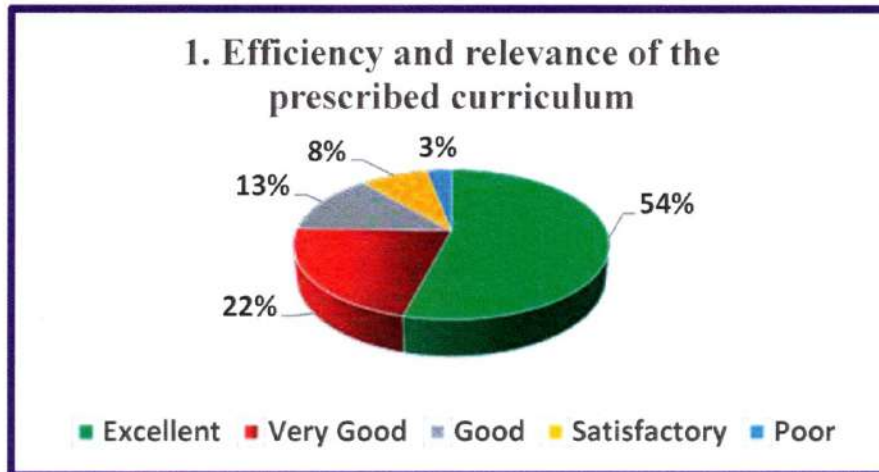
Internal Quality Assurance Cell

### Analysis of Feedback from Teacher

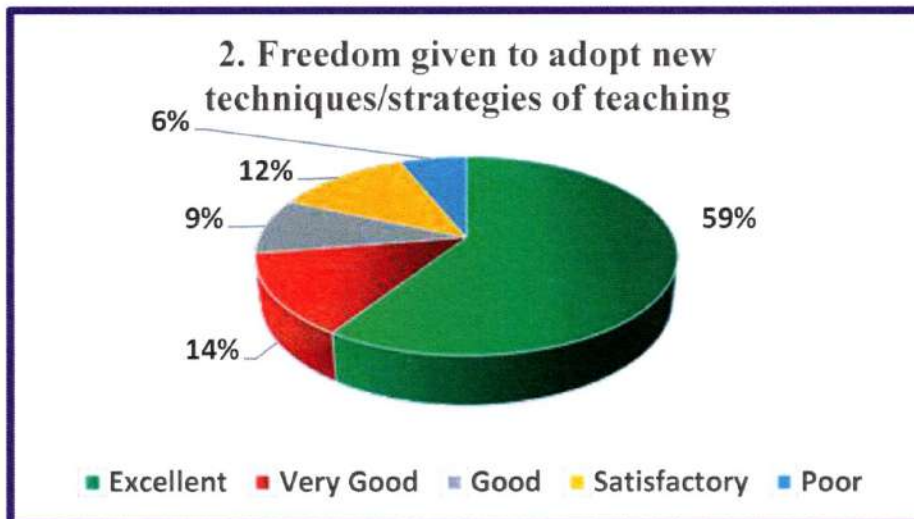
2019-2020

No. of responses: 98

A Graphical Representation of the Collected Feedback Responses



The teacher feedback analysis on the relevance and usefulness of the courses prescribed shows a positive perception, with 54% of teachers rating it as Excellent and an additional 22% rating it as Very good. Only 13% rated it as Good, 8% as Satisfactory and 3% as Poor



The analysis of teacher feedback regarding the freedom given to adopt new techniques shows that 59% of teachers rate it as Excellent, while 14% rate it as Good. 9% rated it as Good, 12% as Satisfactory and 6% as Poor While there's a positive perception overall, it's evident that there are a few areas where improvement could be made.

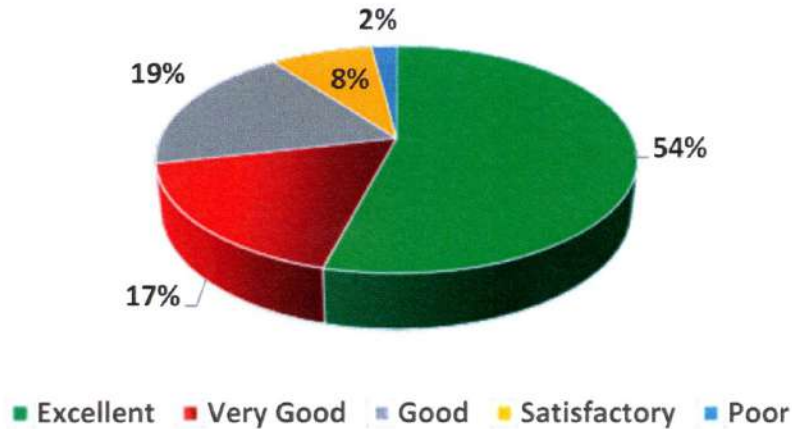
*T. Lilly Golda*  
IQAC Coordinator  
A.P.C. Mahalaxmi College for Women  
Thoothukudi - 628 002



**A.P.C. Mahalaxmi College for Women, Thoothukudi-2.  
(Reaccredited with 'B+' Grade by NAAC)**

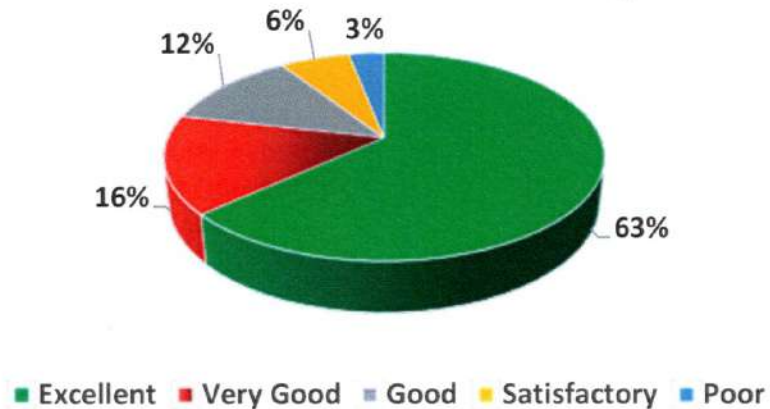
**Internal Quality Assurance Cell**

**3. Encouragement to upgrade qualifications**



The teacher feedback on the encouragement to upgrade qualifications shows 54% of teachers rating it as excellent and another 17% rating it as very good. Only 19% rated it as Good, 8% as Satisfactory and 2% as Poor. This indicates that a significant majority of the teaching staff perceives the college as supportive of innovation and open to the adoption of new teaching methodologies and strategies.

**4. Research culture in the college**



The teacher feedback on research culture in the college shows 63% of teachers rating it as Excellent and 16% rating it as very good. Only 12% rated it as Good, 6% as Satisfactory and 3% as Poor. This indicates that a significant portion of the teaching staff perceives the college's efforts in this regard favorably, although there may still be room for improvement to ensure that all faculty members have adequate support for professional development.

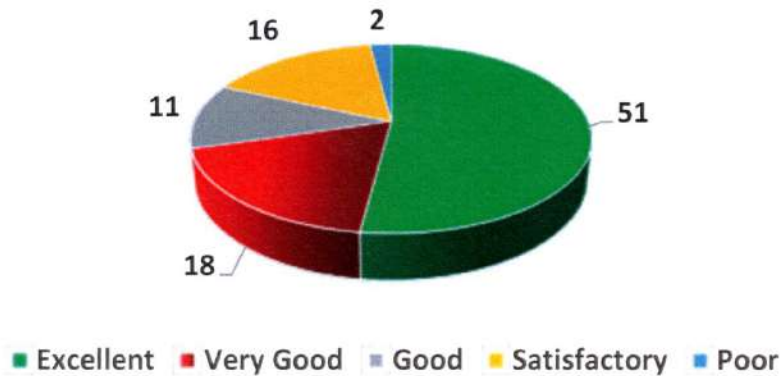
*T. Lilly Jolda*  
**IQAC Coordinator**  
A.P.C. Mahalaxmi College for Women  
Thoothukudi - 628 002



**A.P.C. Mahalaxmi College for Women, Thoothukudi-2.  
(Reaccredited with 'B+' Grade by NAAC)**

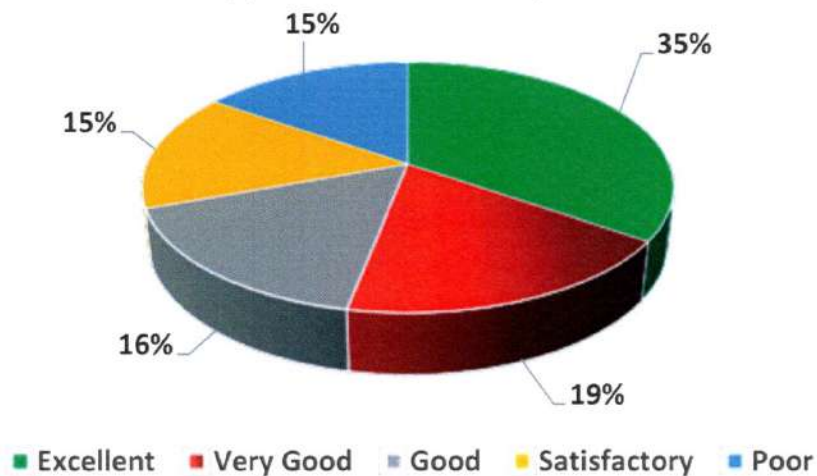
**Internal Quality Assurance Cell**

**5. Opportunities for an enriched teaching experience**



Approximately 51% of teachers rate the availability of books in the library as Excellent, while 18% rate them as Very Good. Only 11% rated it as Good, 16% as Satisfactory and 2% as Poor. This suggests that a significant portion of the teaching staff views the resources positively.

**6. Support for academic pursuits.**



Approximately 35% of teachers rate the ICT facilities as Excellent, while 19% rate them as Very Good, 16% rated it as Good, 15% as Satisfactory and 15% as Poor. But there may also be areas where improvements could be made to enhance the overall experience.

*T. Lilly Golda*  
**IQAC Coordinator**  
**A.P.C. Mahalaxmi College for Women**  
**Thoothukudi - 628 002**

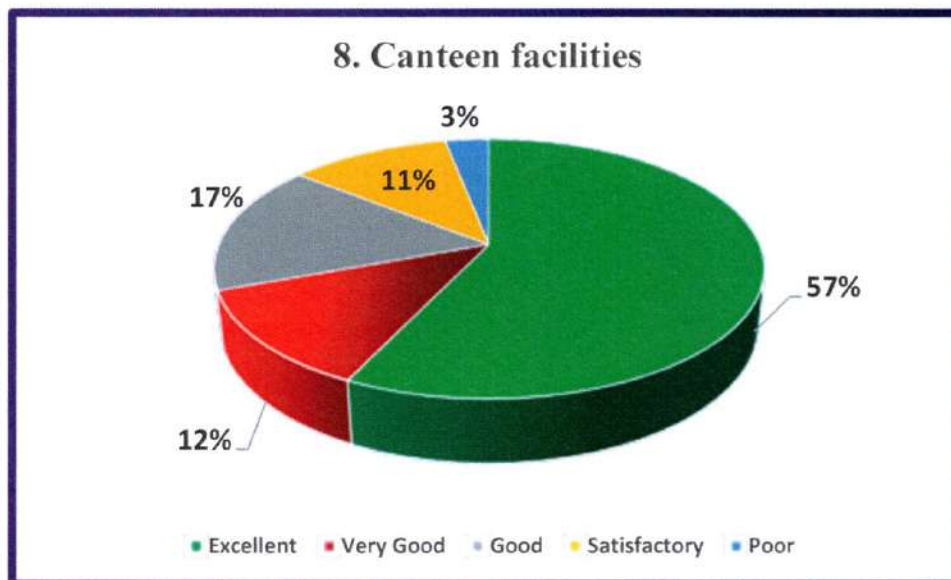


**A.P.C. Mahalaxmi College for Women, Thoothukudi-2.  
(Reaccredited with 'B+' Grade by NAAC)**

**Internal Quality Assurance Cell**



The feedback on the staff amenities from teachers indicates that 53% of them perceive it as Excellent, while the remaining 16% rate it as Very Good. Only 13% rated it as Good, 11% as Satisfactory and 7% as Poor. This positive feedback can be valuable for maintaining and possibly even improving these amenities in the future.



This chart shows that the majority of teachers 57% rate the canteen facilities as Excellent while the remaining 12% rate it as Good. Only 17% rated it as Good, 11% as Satisfactory and 3% as Poor. This indicates a generally positive perception of the college canteen among the teaching staff.

*T. Lilly Golda*  
**IQAC Coordinator**  
A.P.C. Mahalaxmi College for Women  
Thoothukudi - 628 002

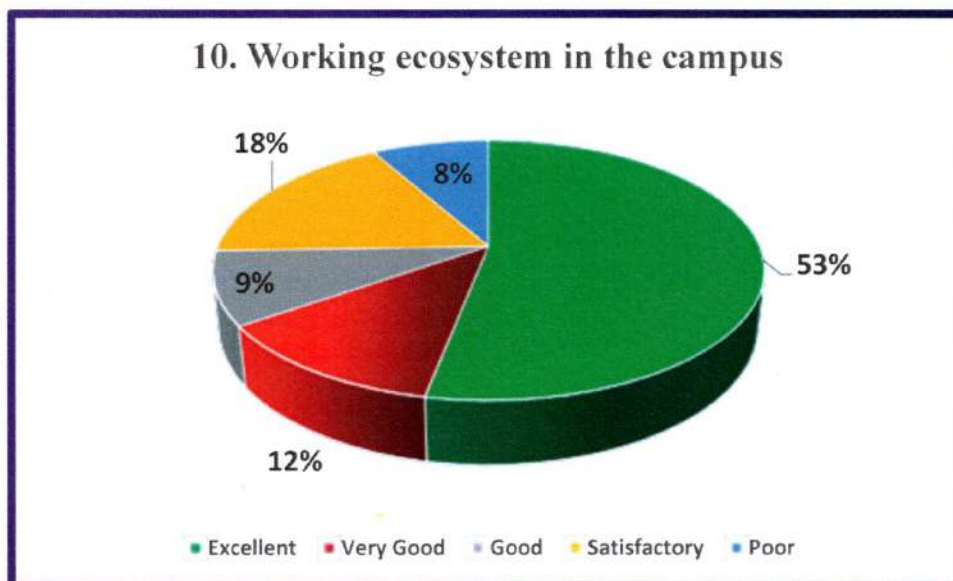


**A.P.C. Mahalaxmi College for Women, Thoothukudi-2.  
(Reaccredited with 'B+' Grade by NAAC)**

**Internal Quality Assurance Cell**



This chart shows that the majority of teachers 52% rate the support services offered to attend conferences and workshops as Excellent while the remaining 22% rate it as Very Good. Only 14% rated it as Good, 9% as Satisfactory and 3% as Poor. This indicates a generally positive feedback among the teaching staff.



This chart shows that the majority of teachers 53% rate the ambiance as Excellent and 12% as very good. Only 9% rated it as Good, 18% as Satisfactory and 8% as Poor. This indicates a generally positive perception of the college environment among the teaching staff.

*T. Lilly Golda*  
**IQAC Coordinator**  
A.P.C. Mahalaxmi College for Women  
Thoothukudi - 628 002