



CRITERION 1

SSR CYCLE IV

CURRICULAR ASPECTS

1.4. Feedback System

1.4.1: Institution obtains feedback on the academic performance and ambience of the institution from various stakeholders, such as Students, Teachers, Employers, Alumni etc. and action taken report on the feedback is made available on institutional website



A.P.C. Mahalaxmi College for Women, Thoothukudi-2.
(Reaccredited with 'B+' Grade by NAAC)

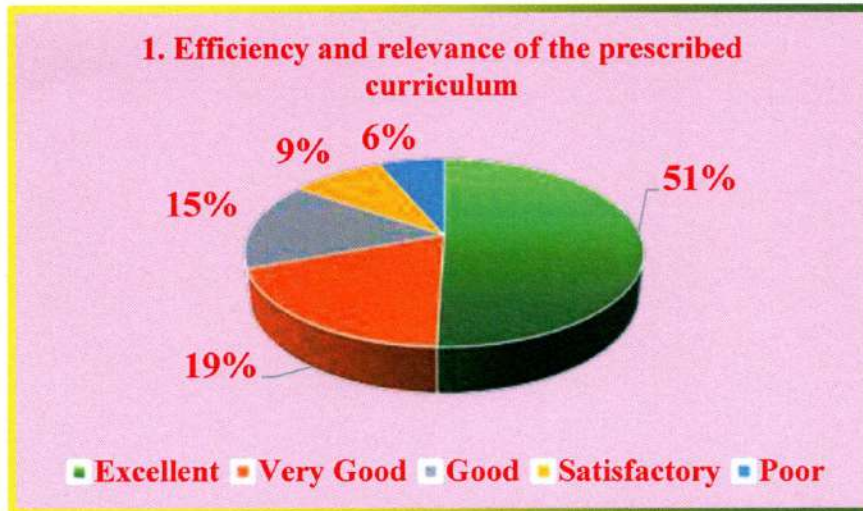
Internal Quality Assurance Cell

Analysis of Feedback from Teachers

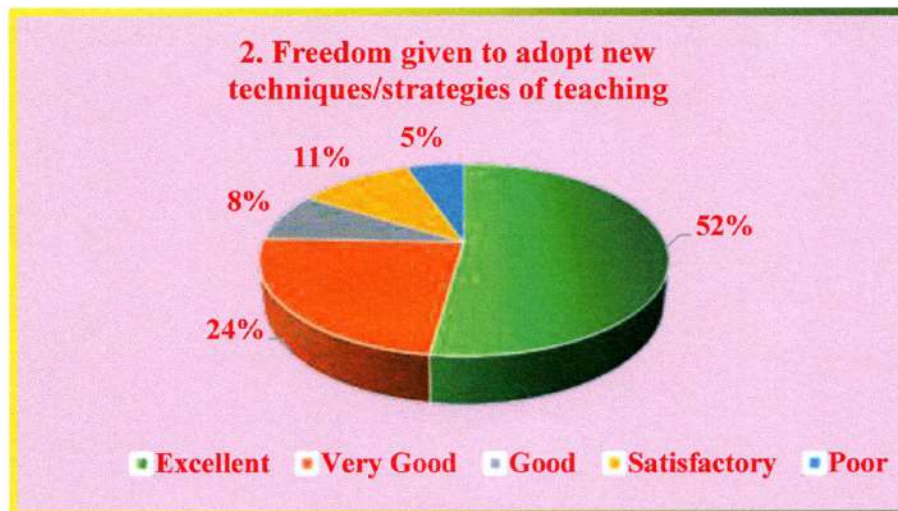
2022-2023

No. of responses: 111

A Graphical Representation of the Collected Feedback Responses



The teacher feedback analysis on the relevance and usefulness of the courses prescribed shows a positive perception, with 51% of teachers rating it as Excellent and an additional 19% rating it as Very Good. 15% rated it as Good, 9% as Satisfactory and 6% as Poor.



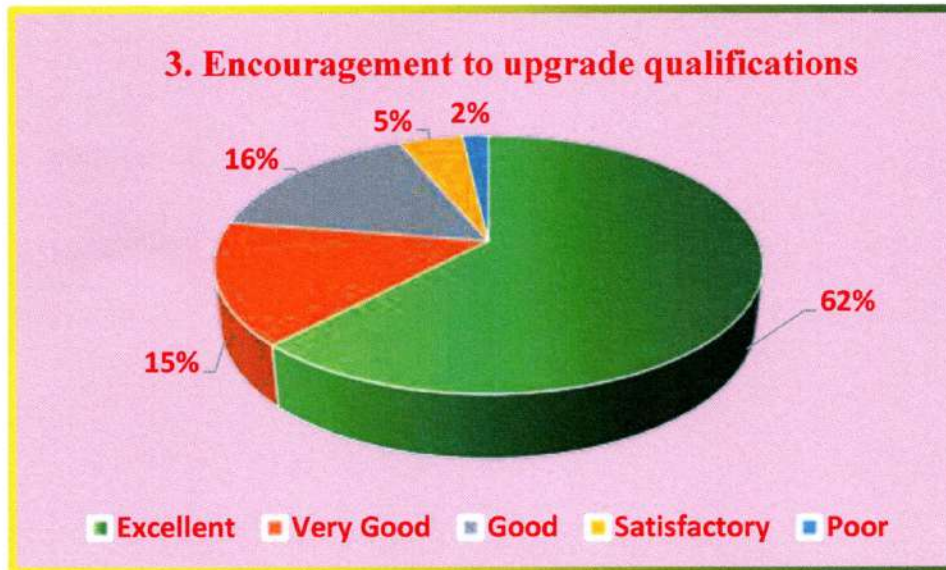
The analysis of teacher feedback regarding the freedom given to adopt new techniques shows that 52% of teachers rate it as Excellent, while 24% rate it as Good, 8% rated it as Good, 11% as Satisfactory and 5% as Poor.

T. Lilly Golda
IQAC Coordinator
A.P.C. Mahalaxmi College for Women
Thoothukudi - 628 002

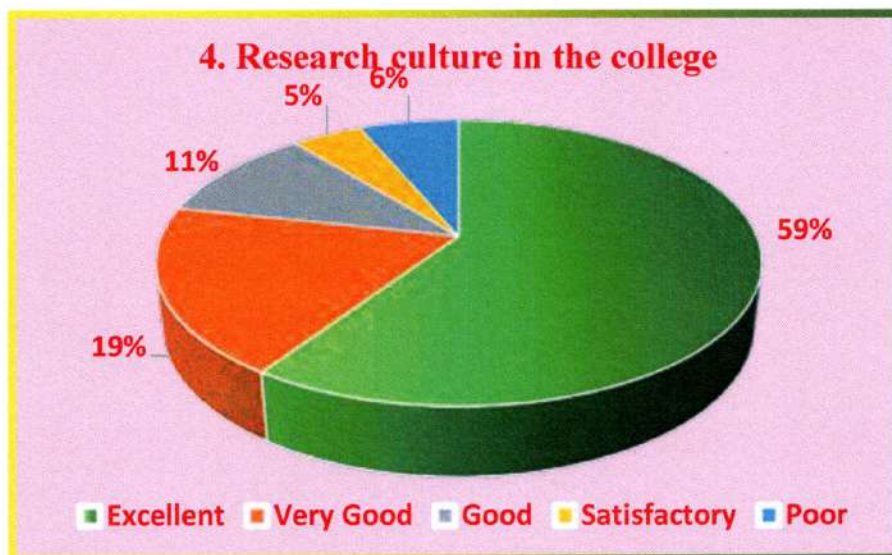


**A.P.C. Mahalaxmi College for Women, Thoothukudi-2.
(Reaccredited with 'B+' Grade by NAAC)**

Internal Quality Assurance Cell



The teacher feedback on the encouragement to upgrade qualifications with 62% of teachers rating it as Excellent and another 15% rating it as Very Good, 16% rated it as Good, 5% as Satisfactory and 2% as Poor. This indicates that a significant majority of the teaching staff perceives the college as supportive of innovation and open to the adoption of new teaching methodologies and strategies.



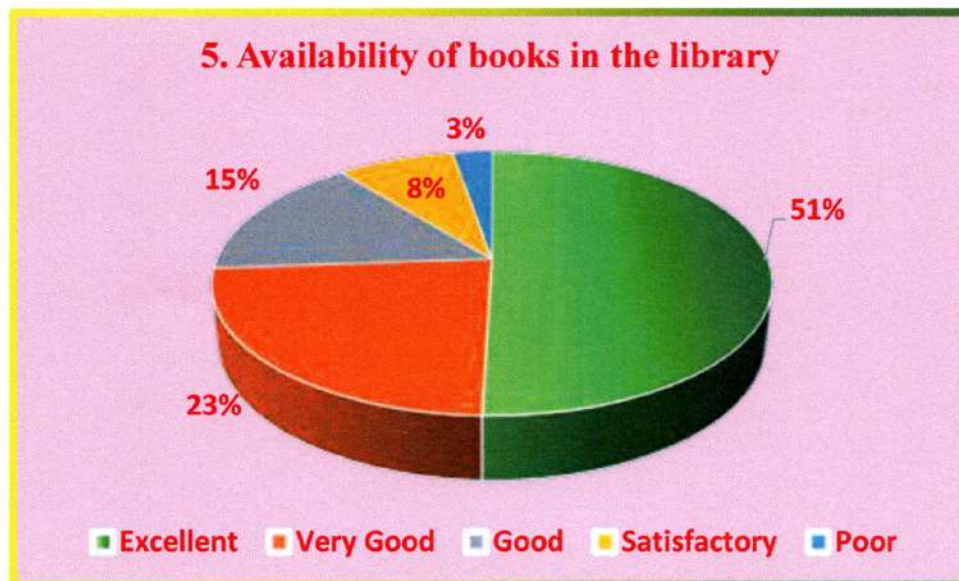
The teacher feedback on research culture in the college was 59% of teachers rating it as Excellent and 19% rating it as Very Good. This indicates that a significant portion of the teaching staff perceives the college's efforts in this regard favorably.

T. Lilly Golda
IQAC Coordinator
A.P.C. Mahalaxmi College for Women
Thoothukudi - 628 002

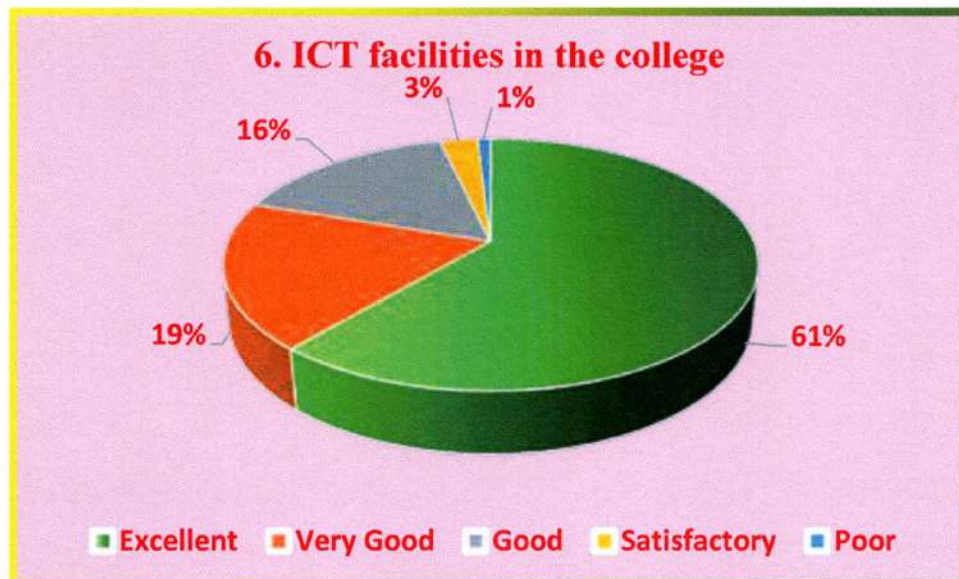


A.P.C. Mahalaxmi College for Women, Thoothukudi-2.
(Reaccredited with 'B+' Grade by NAAC)

Internal Quality Assurance Cell



51% of teachers rate the availability of books in the library as Excellent, while 23% rate them as Very Good. 15% rated it as Good, 8% as Satisfactory and 3% as Poor. This suggests that a significant portion of the teaching staff views the resources positively.



61% of teachers rate the ICT facilities as Excellent, while 19% rate them as Very Good. 16% rated it as Good, 3% as Satisfactory and 1% as Poor. This suggests that a significant portion of the teaching staff views the ICT resources positively, but there may also be areas where improvements could be made to enhance the overall experience.

T. Lilly Golda
IQAC Coordinator
A.P.C. Mahalaxmi College for Women
Thoothukudi - 628 002

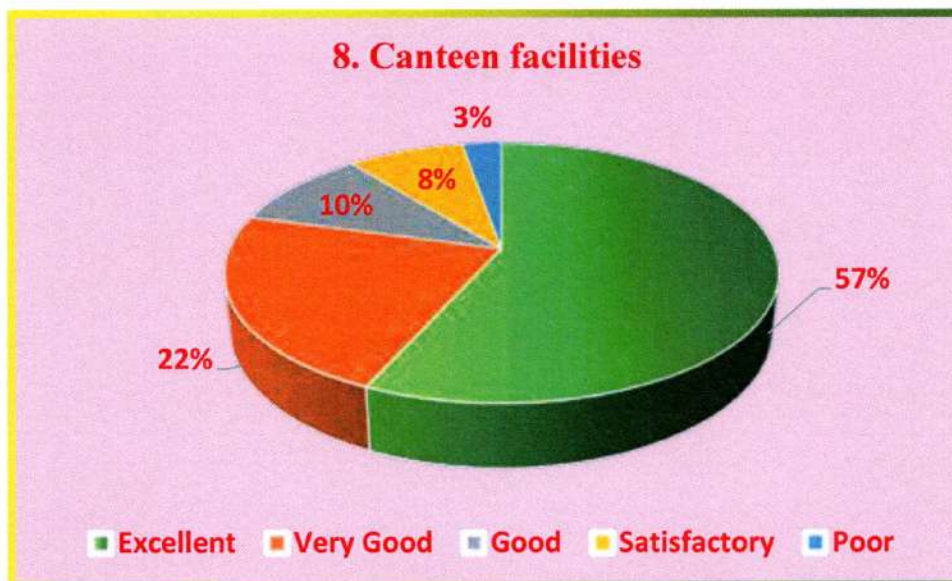


**A.P.C. Mahalaxmi College for Women, Thoothukudi-2.
(Reaccredited with 'B+' Grade by NAAC)**

Internal Quality Assurance Cell



The feedback on the staff amenities from teachers indicates that 49% of them perceive it as Excellent, while the remaining 19% rate it as Very good. 12% rated it as Good, 12% as Satisfactory and 8% as Poor. This positive feedback can be valuable for maintaining and possibly even improving these amenities in the future.



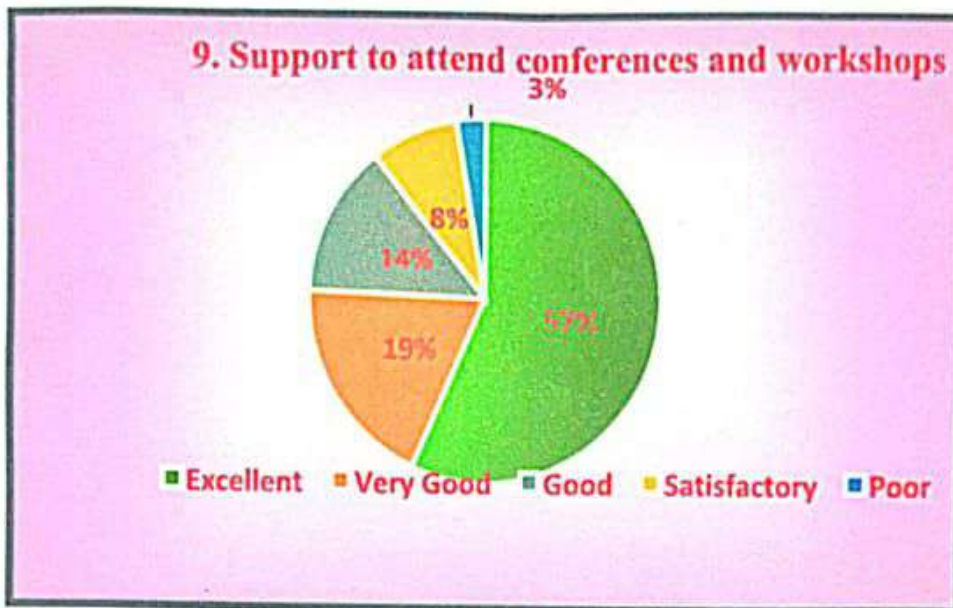
This chart shows that the majority 57% of teachers rate the canteen facilities as Excellent while the remaining 22% rate it as Good, 10% rated it as Good, 8% as Satisfactory and 3% as Poor. This indicates a generally positive perception of the college canteen among the teaching staff.

T. Lilly Golda
IQAC Coordinator
A.P.C. Mahalaxmi College for Women
Thoothukudi - 628 002

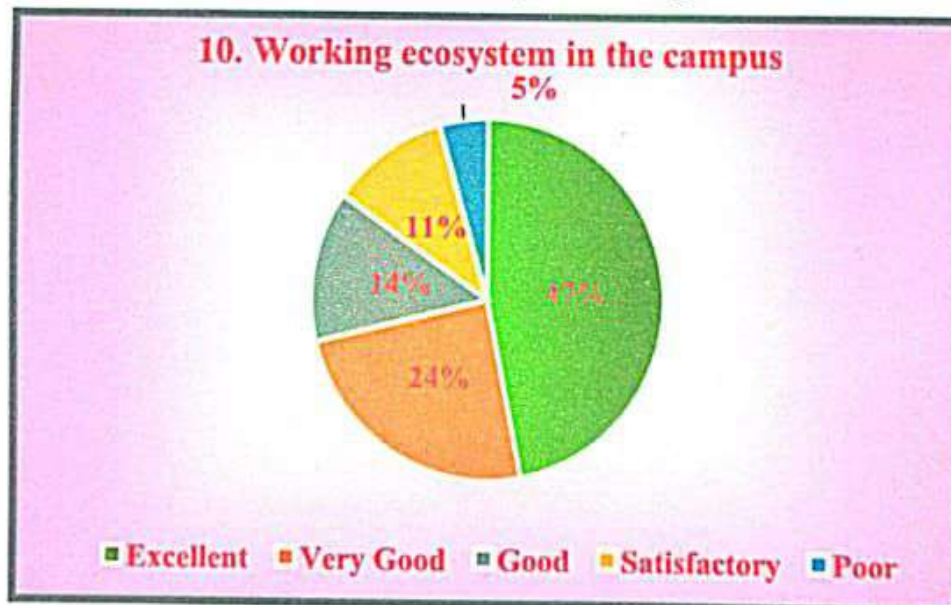


A.P.C. Mahalaxmi College for Women, Thoothukudi-2.
(Reaccredited with 'B' Grade by NAAC)

Internal Quality Assurance Cell



This chart shows that the majority of teachers 57% rate the support services offered to attend conferences and workshops as excellent while the remaining 19% rate it as Very Good, 13% rated it as Good, 8% as Satisfactory and 3% as Poor. This indicates a generally positive feedback among the teaching staff.



This chart shows that the 47% of the teachers rate the ambience as Excellent and 24% as Very Good, 14% rated it as Good, 11% as Satisfactory and 4% as Poor. It's evident that there are a few areas where improvement could be made.

T. Lilly Golda

IQAC Coordinator
A.P.C. Mahalaxmi College for Women
Thoothukudi - 628 002